


incredible!

American Egg Board

Preschool

Egg Patterns

Use with "An Egg Extravaganza" and "Ask Me About Eggs!".



©American Egg Board. Text and Design by The Education Center, LLC

Hen Pattern

Use with "Ask Me About Eggs!".



©American Egg Board. Text and design by The Education Center, LLC

incredible!

American Egg Board

Preschool

FUN ON AN EGG FARM

Learning about eggs is eggstra fun with these perfect-for-preschool activities.

Thank You, Hens!

Do your little ones know that hens lay the eggs we eat? To be sure, engage them in singing "It's Egg Laying Time." First, have youngsters identify a picture of a pig, a horse and a hen. Ask them to "oink" for the pig, "neigh" for the horse and "cluck" for the hen. Then lead students in singing the song, encouraging them to enthusiastically contribute to making the animal noises. Follow up by inviting little ones to describe the different ways they like to eat eggs, being sure to share your favorite egg dishes, too.



It's Egg Laying Time

(sung to "Up on the Housetop")

Out in the barnyard animals play.
Pig goes "oink," and horse goes "neigh."
Inside the barn not far away
Hens are ready to start their day.
Cluck, cluck, cluck! Eggs to be laid.
Cluck, cluck, cluck! Eggs to be laid.
In comes the farmer, happy day!
Fresh eggs for breakfast; hip, hip hooray!



AN Egg Extravaganza

Gathering eggs is just the start of this egg investigation! To prepare, copy the egg patterns onto white and brown construction paper, making sure you have more eggs than students. Cut out the egg shapes and place the cutouts around the classroom in plain sight. When it's time to gather eggs, set a basket in your group time area. Encourage each youngster to find one egg and place it in the basket. As students look for eggs, recite the chant and encourage little ones to join in.

We're going on an egg hunt, yes sirree!
Eggs must be handled carefully!

Next, seat students in a circle. Take the basket around the circle and have each student remove one egg and lay it on the floor in front of him. Guide the little ones to compare their eggs to their classmates' eggs by asking questions such as "Are all the eggs the same color?", "Are all the eggs the same size?" and "Are all the eggs the same shape?" Tell students that different kinds of hens lay eggs of different sizes and shell colors, but that doesn't mean the eggs look different on the inside. Explain that what is on the inside of the shell is very good for their bodies! Lastly, have students sort the eggs by color and then by size. Or help the youngsters use the eggs to make and extend patterns.




Did You Know?

Be sure to explain to your youngsters that on today's modern egg farms, machines collect the eggs. No baskets needed!

incredible!

American Egg Board

Preschool



Let's Talk Breakfast

Build awareness about the importance of eating breakfast by turning your dramatic play area into a bustling breakfast bistro! Stock the area with a variety of kitchen items such as plastic bowls, spatulas, spoons, skillets, aprons, pot holders and tableware. Then provide plastic eggs for cracking, egg whites and yolks cut from craft foam, yellow and white play dough (for making egg creations), sanitized egg cartons and assorted plastic foods.

As little ones are whipping up a variety of breakfast offerings, engage them in conversations about the importance of eating a well-balanced breakfast, the parts of an egg, the nutritional benefits of eggs and the many ways eggs can be served.

Ask Me About Eggs!


When youngsters carry home this cute craft, plenty of egg-related conversations are sure to follow!

Materials for one:

copy of the hen pattern	fingerpaint
egg cutout	crayons
paper plate	glue
yellow paper strips	scissors

Steps:

1. Fingerpaint the inside of the paper plate. Set it aside to dry.
2. Color the hen pattern and cut it out.
3. Color the egg cutout, if you like.
4. Tear and crumple several yellow paper strips.
5. Glue the strips and egg cutout to the painted plate to make a nest.
6. Glue the hen on the nest.



incredible!

American Egg Board


Preschool

Brag Tags

Copy on colorful construction paper. Use the tags to inform students and their families about eggsciting news and accomplishments.

Medallion

Tape to a child's clothing or to a crepe paper necklace.




Wristband

Tape the ends together where shown.

Tape here.

I have eggciting news!


Ask me about what I am learning about eggs.



incredible!
American Egg Board

I had a Grade A Day!

Ask me why!



incredible!
American Egg Board

Headband

Glue to a construction paper strip sized to fit around a child's head.

